

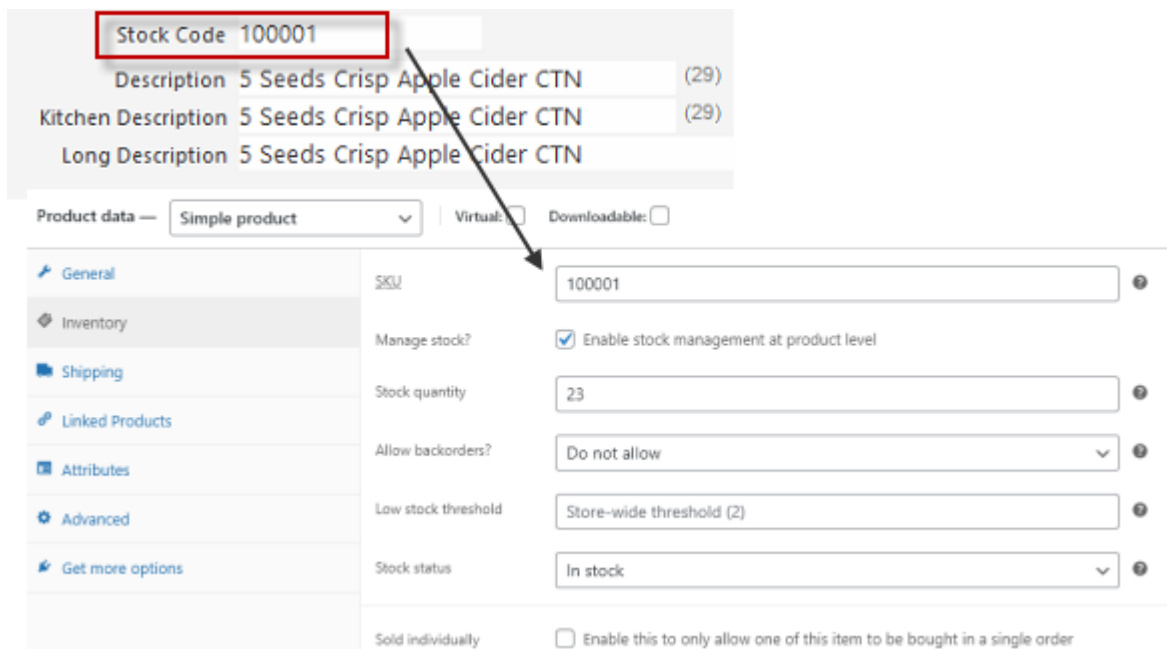
WooCommerce allows businesses a platform to create an online store in which to sell their products.

With the use of the Idealpos eCommerce platform, you can sync your product information into your WooCommerce store.

Some of the features available for WooCommerce integration include:

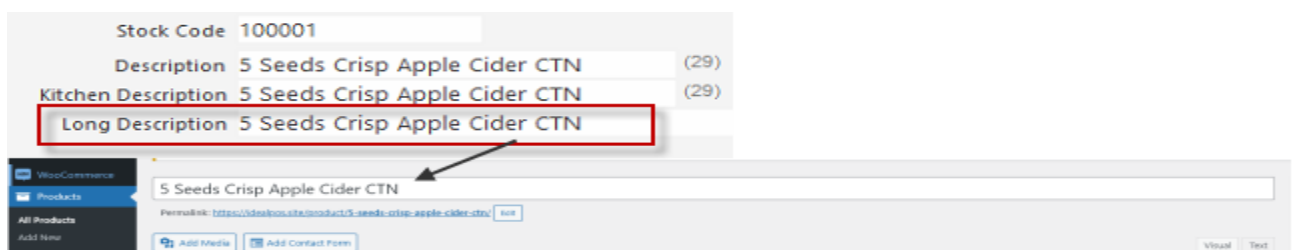
## Stock Item Information

Stock Code = SKU



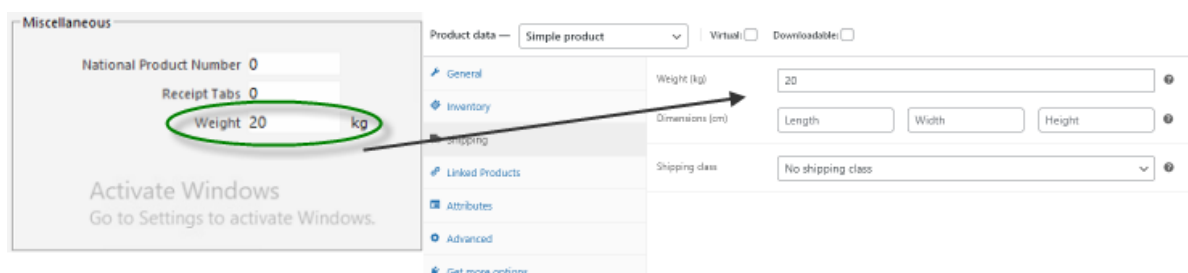
The screenshot shows the 'Product data' section of the WooCommerce product edit page. The 'Stock Code' field is highlighted with a red box and contains the value '100001'. An arrow points from this field to the 'SKU' field in the 'Inventory' tab, which also contains '100001'. Other fields in the 'Inventory' tab include 'Manage stock?' (checked), 'Stock quantity' (23), 'Allow backorders?' (Do not allow), 'Low stock threshold' (Store-wide threshold (2)), and 'Stock status' (In stock).

Long Description = Title



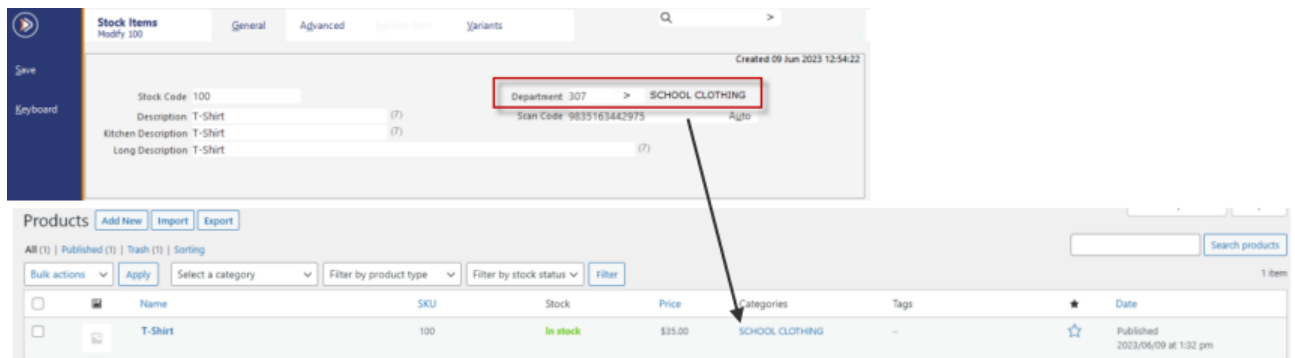
The screenshot shows the 'Product data' section of the WooCommerce product edit page. The 'Long Description' field is highlighted with a red box and contains the value '5 Seeds Crisp Apple Cider CTN'. An arrow points from this field to the 'Title' field in the 'General' tab, which also contains '5 Seeds Crisp Apple Cider CTN'.

Weight = Weight



The screenshot shows the 'Miscellaneous' section of the WooCommerce product edit page. The 'Weight' field is highlighted with a green circle and contains the value '20 kg'. An arrow points from this field to the 'Weight (kg)' field in the 'Inventory' tab, which also contains '20'.

Department = Product Categories



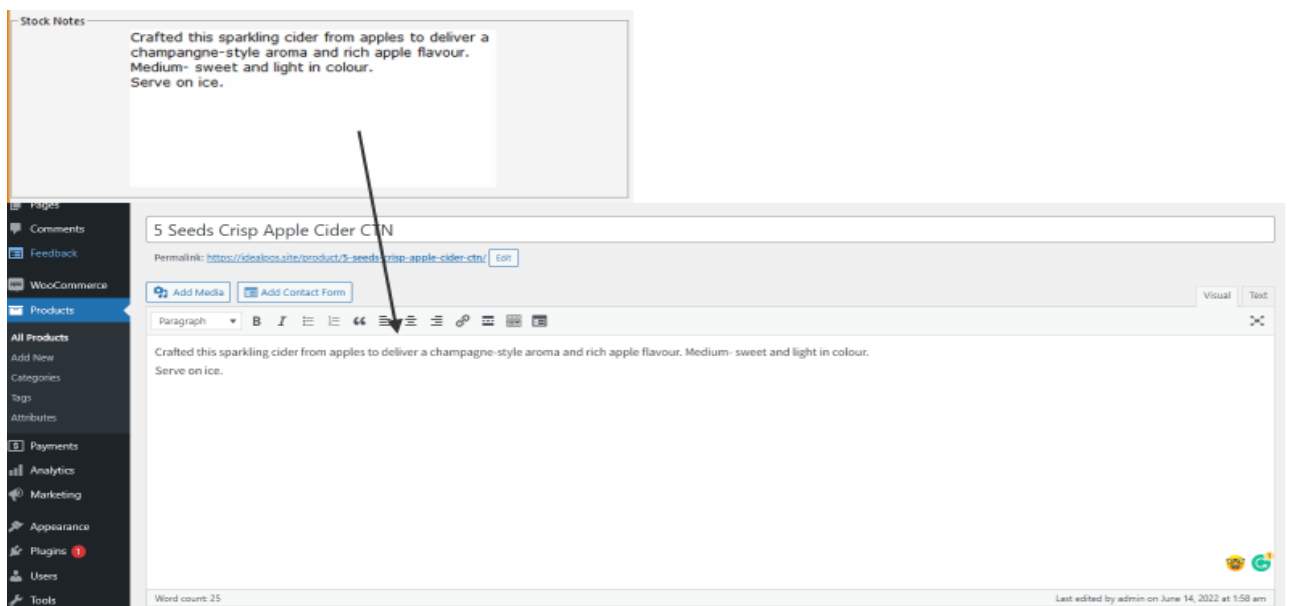
## Stock Notes

Within WooCommerce you can add a description to products.

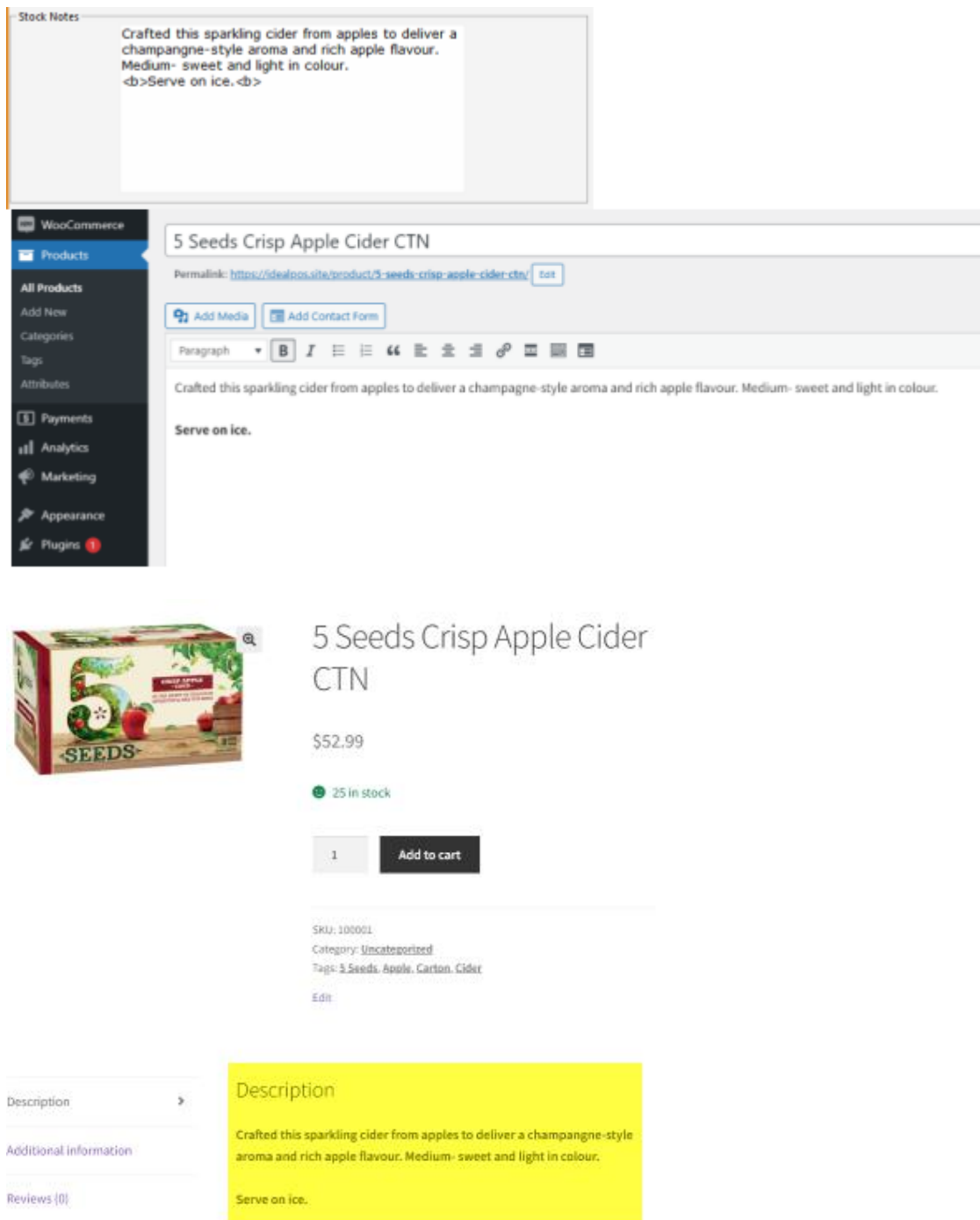
The purpose of a product description is to supply customers with important information about the features and benefits of the product so they're compelled to buy. Product descriptions can be synced from Idealpos to WooCommerce via the Stock note.

Below is explains:

Standard text



## HTML



Stock Notes

Crafted this sparkling cider from apples to deliver a champagne-style aroma and rich apple flavour. Medium- sweet and light in colour. <b>Serve on ice.</b>

WooCommerce

Products

All Products

Add New

Categories

Tags

Attributes

Payments

Analytics

Marketing

Appearance

Plugins

5 Seeds Crisp Apple Cider CTN

Permalink: <https://idealpos.site/product/5-seeds-crisp-apple-cider-ctn/> [edit](#)

[Add Media](#) [Add Contact Form](#)

Paragraph

Crafted this sparkling cider from apples to deliver a champagne-style aroma and rich apple flavour. Medium- sweet and light in colour.

**Serve on ice.**

5 Seeds Crisp Apple Cider CTN

\$52.99

25 in stock

1 [Add to cart](#)

SKU: 100001

Category: [Uncategorized](#)

Tags: [3 Seeds](#), [Apple](#), [Carton](#), [Cider](#)

[Edit](#)

Description

Crafted this sparkling cider from apples to deliver a champagne-style aroma and rich apple flavour. Medium- sweet and light in colour.

**Serve on ice.**

## Stock Inventory

With the use of stock control in Idealpos, you can manage the stock level of each item on WooCommerce. As you sell items on your POS system or sell items online. Idealpos POS will continue to update the stock level on your WooCommerce store throughout the trade.

Within Idealpos – WooCommerce, you can sync the stock level of one location or consolidate All Idealpos locations.

## One Location stock level control

Location 1

Stock Level 25 >>>

Recommended Level 0

Reorder Level 0

Product data — Simple product | Virtual: ☐ Downloadable: ☐

General

SKU 100001

Inventory

Manage stock? ☒ Enable stock management at product level

Stock quantity 25

Allow backorders? Do not allow

Low stock threshold Store-wide threshold (2)

Stock status In stock

Sold individually ☐ Enable this to only allow one of this item to be bought in a single order

## Consoildate All Idealpos Locations

Stock Items By Location

Stock Code 100001

Description 5 Seeds Crisp Apple Cider CTN

Location	Stock Location	Stock Level	Recommended Level	Reorder Level	Layby Level	Carton Quantity	Stocktake
1 Location 1	Location 1	25	0	0	0	1	
2 Location 2	Location 2	5	0	0	0	1	
3 Location 3	Location 3	5	0	0	0	1	
4 Location 4	Location 4	0	0	0	0	1	
5 Location 5	Location 5	0	0	0	0	1	
20 Location 20	Location 20	0	0	0	0	1	

Activate Windows  
Go to Settings to activate Win

Total Stock Level 35

Product data — Simple product | Virtual: ☐ Downloadable: ☐

General

SKU 100001

Inventory

Manage stock? ☒ Enable stock management at product level

Stock quantity 35

Allow backorders? Do not allow

Low stock threshold Store-wide threshold (2)

Stock status In stock

Sold individually ☐ Enable this to only allow one of this item to be bought in a single order

Note that stock will be only decrement from the web order location set in the global setting on Idealpos



## Special/Sale Price

Within the WooCommerce interface and Idealpos eCommerce, you can use two price levels.

You can set one price level as your standard everyday trade price and use the second one as a sale price. The second price can be set at \$0.00 if there is no sale present on that item or set to a lower price than standard which will then display as a sale price.

Within the ecommerce set-up, you have the option to select the price level and special price level. If the client is not going to use a special price you can leave it as “None”

**Selling Prices (inc Tax)**

		Profit	
		%	\$
STANDARD	52.99	100.00	48.17
SALES	42.00	100.00	38.18
EXTRAS	0.00		
BOTTLESHOP	0.00		
Price 5	0.00		
Price 6	0.00		
Price 7	0.00		
Price 8	0.00		
Price 9	0.00		
Price 10	0.00		
Price 11	0.00		
OWNERS	0.00		

☐ Force Selling Price Entry

Enabled ☒

Type  
WooCommerce

Api Key(\*)  
f5770157ee8640e08988fd8abe5c4023

Shop Domain(\*)  
idealpos.site

Pos(\*)  
1: POS 1

Price Level(\*)  
1: STANDARD

Special Price Level  
2: SALES



5 Seeds Crisp Apple Cider CTN

SALE!

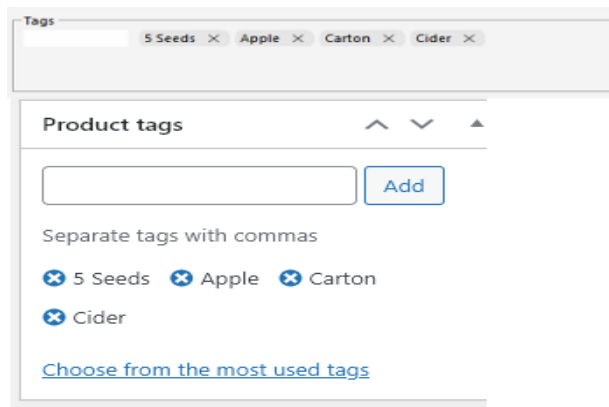
~~\$52.99~~ \$42.00

Add to cart

## Tags

Product tags are another way to relate products with each such as beers, spirits, and wines. You can use tags as labels in the search bar or filter products.

Any tags that are added or removed from Idealpos will be reflected in WooCommerce.



## New products will be sent as drafts to WooCommerce

The new product will be sent to WooCommerce as a draft item, so the client can make any necessary adjustments such as adding images before the product is available on the WooCommerce store.

## Exclude Data Fields

Within the Idealpos eCommerce interface, we can exclude data fields that the client does not want the data from Idealpos to be sent to WooCommerce.

The fields that can be excluded are:

- Category is the Product Category in Woocommerce
- Description
- Price
- Quantity
- Tags
- Title
- Weight

## Variants

You add variants to a product that comes in more than one option, such as size or colour. Each combination of option values for a product can be a variant for that product. You can add three options to each parent item.

For example, suppose that you sell T-shirts with three options: size, colour. The size option has three values: small, medium, and large. The colour option has two values: blue and green. One specific variant from these options is a small, blue.



The screenshot illustrates the WooCommerce product editor interface for a 'Sport T-Shirts' product. On the left, the 'Variations' tab is active, displaying a list of 12 variants. Each variant is represented by a row with a unique ID and two dropdown menus for 'Size' and 'Colour'. The variants are as follows:

Variant ID	Size	Colour
#52	Medium	Yellow
#51	Large	Red
#50	Small	Red
#49	Medium	Red
#48	Small	Yellow
#47	Medium	Blue
#46	Medium	Green
#45	Small	Green
#44	Large	Yellow
#43	Small	Blue
#42	Extra Large	Yellow

On the right, the front-end product view for 'Sport T-Shirts' is shown. It features a blue T-shirt image, a price of \$29.99, and a yellow selection box with 'Size' and 'Colour' dropdowns. Below the selection box is a quantity input set to '1' and an 'Add to cart' button. The product details section shows the SKU as '10050' and the category as 'Uncategorized'. An arrow points from the 'Variations' list to the front-end product view, indicating the relationship between the two.

Each variant may be set up with stock inventory to manage the stock level of each option which will reflect on your WooCommerce store to advise customers of sold-out items. You are also able to add a sale price to an option such as a small shirt is \$20.00, and all other sizes are \$39.00. You can add weight to each variant.